



Hertfordshire and  
West Essex Integrated  
Care System

Hertfordshire and West Essex

# Shared Care Record



Hertfordshire and  
West Essex  
Integrated Care Board

## GP Utilisation Report December 2024

Author: Jahnel Palmer

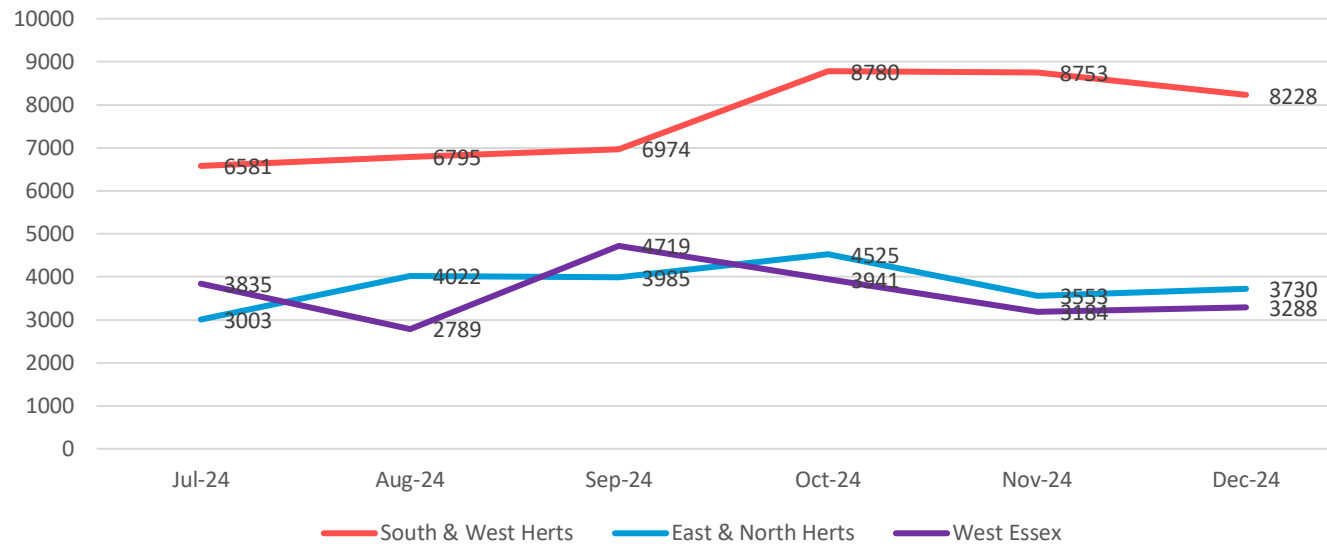
**Working together  
for a healthier future**



# HWE Shared Care Record Monthly Views Overview by Place

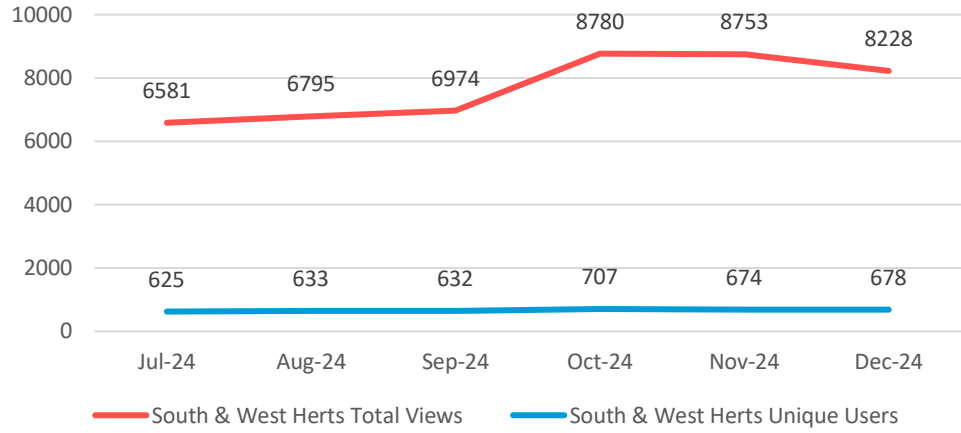
Place	Jan-24	Feb-24	Mar-24	Apr-24	May-24	Jun-24	Jul-24	Aug-24	Sep-24	Oct-24	Nov-24	Dec-24
South & West Herts	6573	6404	6586	6183	6170	6109	6581	6795	6974	8780	8753	8228
East & North Herts	1593	1535	1516	1888	2149	3118	3002	4021	3985	4525	3553	3730
West Essex	3197	2726	2688	2559	2973	2858	3835	2789	4719	3941	3184	3288
Total number of practices using	104	98	102	112	116	111	116	116	120	119	116	118
% of HWE practices using	79%	75%	78%	85%	89%	85%	89%	89%	92%	92%	89%	91%
% of South & West Herts practices using	98%	90%	94%	94%	94%	94%	96%	96%	98%	98%	96%	98%
% of East & North Herts practices using	60%	56%	60%	74%	78%	74%	78%	80%	84%	82%	80%	80%
% of West Essex Practices using	77%	80%	77%	83%	87%	80%	83%	83%	87%	87%	87%	90%

Total HIE Monthly Views by Place

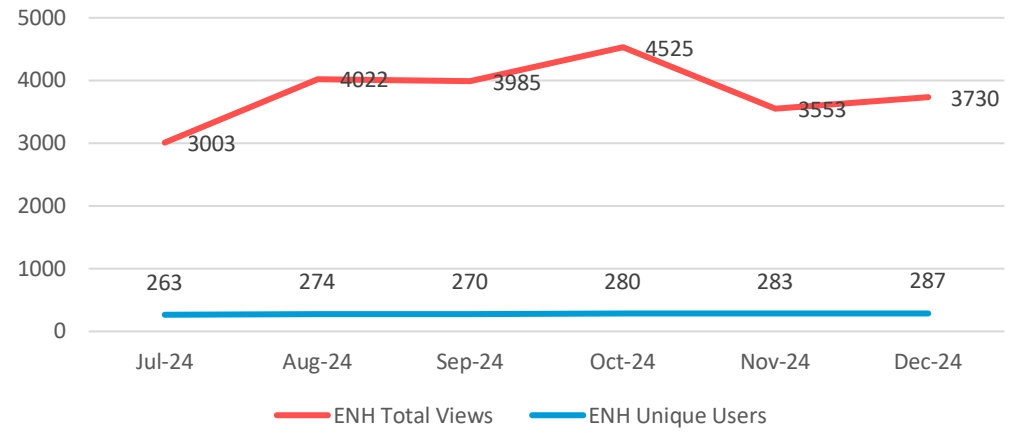


# HWE Shared Care Record Monthly Views Overview by Place

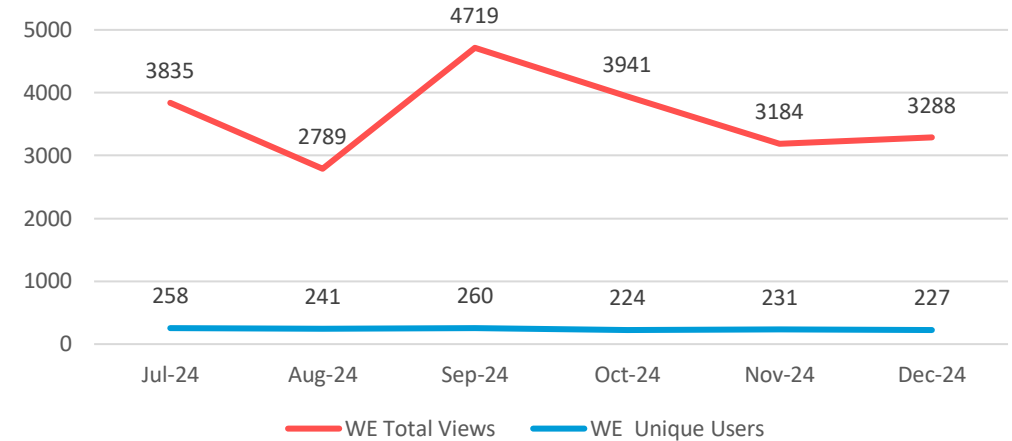
Total Views and Unique Users South & West Herts



Total Views and Unique Users East & North Herts



Total Views and Unique Users West Essex



# HWE ShCR Monthly Utilisation Overview by PCN – South & West Herts

PCN	Jan-24	Feb-24	Mar-24	Apr-24	May-24	Jun-24	Jul-24	Aug-24	Sep-24	Oct-24	Nov-24	Dec-24
Abbey Health	286	211	389	359	283	168	214	209	201	254	179	264
Alban Healthcare	563	418	505	442	419	454	420	364	474	653	546	553
Alliance	222	169	162	156	140	135	219	128	111	189	149	168
Alpha	142	141	73	84	104	145	122	102	161	192	197	190
Attenborough & Tudor Surgery	43	33	55	59	39	43	84	80	86	115	70	65
Beta	153	215	251	244	382	354	193	233	212	382	515	519
Central Watford & Oxhey	270	276	252	338	220	235	425	425	494	524	523	386
Danais	498	530	600	447	418	406	495	387	587	593	517	501
Delta	413	329	406	319	313	292	554	692	630	657	703	732
Grand Union	749	857	685	626	485	436	460	406	567	691	653	527
Harpenden	117	82	58	51	54	41	50	64	29	58	53	69
HertsmereFive	1108	1354	1210	907	948	1225	1070	1121	1213	1388	1479	1514
HLH	506	359	370	534	490	523	462	516	407	644	590	566
Manor View Pathfinder	644	599	524	684	764	656	781	823	828	1220	1248	991
North Watford	292	271	264	246	233	222	216	444	132	141	158	160
Potters Bar	269	216	410	363	524	491	552	561	637	789	753	674
The Rickmansworth & Chorleywood	298	344	372	324	354	283	264	240	205	290	420	349



# HWE ShCR Monthly Utilisation Overview by Practice – South & West Herts

PCN	GP	Jan-24	Feb-24	Mar-24	Apr-24	May-24	June-24	Jul-24	Aug-24	Sep-24	Oct-24	Nov-24	Dec-24
Abbey Health	Lattimore Surgery	7	10	10	159	166	79	81	92	101	100	80	71
Abbey Health	The Maltings Surgery	279	201	379	200	117	89	133	117	100	154	99	193
Alban Healthcare	Grange Street Surgery	14	10	19	13	11	12	4	7	7	30	17	7
Alban Healthcare	MIDWAY SURGERY	196	146	149	134	129	98	158	123	168	153	119	119
Alban Healthcare	PARKBURY HOUSE SURGERY	353	262	337	295	279	344	258	234	299	470	410	427
Alliance	Colney Medical Centre	4	10	4	4	1	5	9	10	20	20	11	18
Alliance	GROVE HILL MEDICAL CENTRE	114	80	93	82	93	89	102	51	64	119	93	101
Alliance	Hatfield Road Surgery	93	66	58	64	40	36	53	22	20	21	8	17
Alliance	WOODHALL FARM MEDICAL CTR	11	13	7	6	6	5	3	22	2	10	33	25
Alliance	Consulting Rooms	0	0	0	0	0	0	52	23	5	19	4	7
Alpha	Gossoms End Surgery	1	0	3	3	22	12	7	10	7	4	0	4
Alpha	Manor Street Surgery	106	110	58	70	62	99	88	69	106	148	174	169
Alpha	ROTHSCHILD HOUSE SURGERY	35	31	12	11	20	34	27	23	48	40	23	17
Attenborough & Tudor Surgery	Attenborough Surgery	43	33	55	59	39	43	84	80	86	115	70	65
Beta	Fernville Surgery	94	88	101	86	141	187	170	204	184	276	247	196
Beta	Highfield Surgery	50	127	150	155	240	166	0	0	0	0	0	0
Beta	Parkwood Surgery	9	0	0	3	1	1	23	29	28	106	268	323
Central Watford & Oxhey	SUTHERGREY HOUSE MEDICAL CENTRE	7	7	8	12	10	15	96	71	89	60	63	41
Central Watford & Oxhey	The Elms Surgery	4	0	2	0	0	5	23	21	17	13	26	32
Central Watford & Oxhey	Watford Health Centre	259	269	242	326	210	215	306	333	388	451	434	313
Danais	Bennetts End Surgery	419	470	397	279	246	281	324	281	352	353	369	377
Danais	Everest House Surgery	79	60	203	168	172	125	171	106	235	240	148	124
Delta	Archway Surgery	10	10	9	20	37	24	36	27	29	15	32	13
Delta	Haverfield Surgery	2	1	2	1	0	5	5	1	2	2	1	9
Delta	KINGS LANGLEY SURGERY	235	199	239	183	132	167	198	307	274	269	204	216
Delta	LINCOLN HOUSE SURGERY	166	119	156	115	144	96	315	357	325	371	466	494
Grand Union	Baldwins Lane Surgery	90	84	84	125	56	0	0	0	0	0	0	0
Grand Union	Bridgewater Surgeries	242	283	206	171	135	134	114	86	323	356	366	188
Grand Union	Garston Medical Centre	310	343	256	239	241	194	198	210	149	204	221	235
Grand Union	New Road Surgery	107	147	139	91	53	108	148	110	95	131	66	104



Hertfordshire and  
West Essex Integrated  
Care System



# HWE ShCR Monthly Utilisation Overview by Practice – South & West Herts

PCN	GP	Jan-24	Feb-24	Mar-24	Apr-24	May-24	Jun-24	Jul-24	Aug-24	Sep-24	Oct-24	Nov-24	Dec-24
Harpenden	DAVENPORT HOUSE SURGERY	12	74	60	47	35	39	24	25	39	14	20	18
Harpenden	The Elms Medical Practice	4	20	13	3	4	5	9	20	19	7	25	25
Harpenden	VILLAGE SURGERY	4	23	9	8	12	10	8	5	6	8	8	26
HertsmereFive	Fairbrook Medical Centre	138	219	177	157	176	168	279	290	221	232	228	308
HertsmereFive	Little Bushey Surgery	15	26	59	85	65	52	56	34	82	61	61	81
HertsmereFive	Schopwick Surgery	205	287	220	201	207	224	205	164	156	460	464	447
HertsmereFive	The Grove Medical Centre	235	322	273	254	290	366	433	315	488	303	448	419
HertsmereFive	The Red House	146	254	625	513	169	138	252	267	174	157	278	259
HaLo	Harvey House Surgery	153	233	151	146	257	254	260	227	257	137	210	316
HaLo	LODGE SURGERY	202	273	208	224	277	236	263	235	259	270	380	250
Manor View Pathfinder	MANOR VIEW PRACTICE	543	642	599	524	684	762	656	776	796	825	1241	988
Manor View Pathfinder	Pathfinder Practice	0	0	0	0	0	0	0	0	0	0	0	0
Manor View Pathfinder	Theobald Medical Centre	0	0	0	0	0	0	0	0	0	0	0	0
Manor View Pathfinder	South Oxhey Surgery	0	2	0	0	0	2	0	5	27	3	7	3
North Watford	Abbotswood Medical Centre	4	13	8	5	8	6	2	14	2	1	3	2
North Watford	Sheepcot Medical Centre	40	44	90	39	59	69	48	52	25	42	20	14
North Watford	Vine House Health Centre	171	235	173	220	179	158	172	150	417	89	135	144
Potters Bar	ANNANDALE MEDICAL CENTRE	56	82	68	103	48	118	136	85	140	155	221	259
Potters Bar	Highview Medical Centre	53	91	50	223	222	230	199	283	277	369	373	253
Potters Bar	Parkfield Medical Centre	73	96	98	84	93	176	156	184	144	113	159	162
The Rickmansworth & Chorleywood	Chorleywood Health Centre	25	21	8	13	18	18	20	14	14	5	4	6
The Rickmansworth & Chorleywood	Gade Surgery	66	116	149	165	99	116	101	107	56	64	143	144
The Rickmansworth & Chorleywood	The Colne Practice	136	161	187	194	207	220	162	143	170	136	273	199



Hertfordshire and  
West Essex Integrated  
Care System



# HWE ShCR Monthly Utilisation Overview by PCN – East & North Herts

PCN	Jan-24	Feb-24	Mar-24	Apr-24	May-24	Jun-24	Jul-24	Aug-24	Sep-24	Oct-24	Nov-24	Dec-24
Broxbourne Alliance	40	48	44	40	109	782	566	524	729	854	654	625
Hatfield	500	499	573	636	747	816	725	631	597	650	536	613
Hertford & Rurals	15	49	50	78	93	49	57	30	68	40	96	67
Hitchin & Whitwell	32	15	38	58	25	37	49	108	86	92	118	89
Hoddesdon & Broxbourne	200	136	102	91	73	91	88	140	102	127	108	167
Icknield	52	35	25	34	99	234	289	272	235	224	211	138
Lea Valley Health	134	242	256	200	314	493	371	1285	712	1306	977	1119
Stevenage North	115	195	145	165	105	98	99	54	186	201	111	168
Stevenage South	53	17	34	87	88	70	141	303	58	45	46	65
Stort Valley & Villages	300	261	214	316	276	255	413	420	865	408	428	333
Ware & Rurals	0	0	0	0	15	0	2	56	54	199	91	88
Welwyn Garden City	148	38	34	133	127	134	116	149	195	284	120	158



# HWE ShCR Monthly Utilisation Overview by Practice – East & North Herts

PCN	GP	Jan-24	Feb-24	Mar-24	Apr-24	May-24	Jun-24	Jul-24	Aug-24	Sep-24	Oct-24	Nov-24	Dec-24
Broxbourne Alliance	ABBEY ROAD SURGERY	10	16	11	3	6	9	20	15	37	64	16	56
Broxbourne Alliance	THE MAPLES	30	32	33	34	43	20	40	11	78	111	117	95
Broxbourne Alliance	CUFFLEY AND GOFFS OAK MEDICAL PRACTICE	0	0	0	0	9	608	378	385	476	526	372	369
Broxbourne Alliance	WARDEN LODGE MEDICAL PRACTICE	0	0	0	3	51	145	128	113	138	153	149	105
Hatfield	WRAFTON HOUSE SURGERY	35	59	48	61	79	200	68	73	25	46	38	81
Hatfield	LISTER HOUSE SURGERY	218	172	175	268	242	320	391	350	364	300	225	243
Hatfield	BURVILL HOUSE SURGERY	90	114	105	102	120	128	158	80	86	112	89	123
Hatfield	POTTERELLS MEDICAL CENTRE	157	154	245	205	306	168	108	128	122	192	184	166
Hertford & Rurals	HANSCOMBE HOUSE SURGERY	0	0	0	15	25	3	7	10	15	11	1	12
Hertford & Rurals	WALLACE HOUSE	8	40	35	15	50	18	25	12	43	13	81	42
Hertford & Rurals	CHURCH STREET SURGERY	6	9	14	28	13	28	9	1	4	13	6	10
Hertford & Rurals	WATTON PLACE CLINIC	1	0	1	20	5	0	16	7	6	3	8	3
Hitchin & Whitwell	THE PORTMILL SURGERY	0	0	0	1	0	0	0	0	1	0	4	9
Hitchin & Whitwell	BANCROFT MEDICAL CENTRE	32	15	38	57	25	37	49	108	85	92	114	80
Hoddesdon & Broxbourne	THE LIMES SURGERY	26	30	14	11	9	26	17	39	14	45	40	67
Hoddesdon & Broxbourne	AMWELL SURGERY	53	34	25	26	16	20	12	17	13	17	11	37
Hoddesdon & Broxbourne	HAILEY VIEW SURGERY	60	42	33	38	39	34	41	65	55	46	48	51
Hoddesdon & Broxbourne	PARK LANE SURGERY	61	30	30	16	9	11	18	19	20	19	9	12
Icknield	ASHWELL SURGERY	0	0	0	10	40	160	204	166	125	139	145	79
Icknield	THE NEVELLS ROAD SURGERY	1	1	0	0	1	21	15	22	12	22	8	19
Icknield	BIRCHWOOD SURGERY	0	0	0	9	38	23	48	57	50	44	38	22
Icknield	BALDOCK SURGEY (ASTONIA HOUSE)	0	0	0	0	0	18	7	5	24	0	8	0
Icknield	THE SOLLERSHOTT SURGERY	33	24	18	2	0	0	0	0	0	0	0	0
Icknield	THE GARDEN CITY SURGERY	18	10	7	13	20	12	15	22	24	19	12	18



Hertfordshire and West Essex Integrated Care System





# HWE ShCR Monthly Utilisation Overview by Practice – East & North Herts

PCN	GP	Jan-24	Feb-24	Mar-24	Apr-24	May-24	Jun-24	Jul-24	Aug-24	Sep-24	Oct-24	Nov-24	Dec-24
Lea Valley Health	CROMWELL MEDICAL CENTRE	101	96	134	125	164	201	97	152	159	133	154	58
Lea Valley Health	STOCKWELL LODGE MED.CTR.	17	18	8	13	34	180	213	423	206	372	233	302
Lea Valley Health	HIGH STREET SURGERY (Lea Valley)	15	17	13	7	32	16	16	284	315	762	414	676
Lea Valley Health	STANHOPE SURGERY	1	111	101	55	84	96	45	426	32	39	176	83
Stevenage North	HEALTH CENTRE STANMORE ROAD	115	195	145	165	104	98	99	54	186	200	111	168
Stevenage North	THE SYMONDS GREEN HEALTH CENTRE	0	0	0	0	1	0	0	0	0	1	0	0
Stevenage South	KNEBWORTH & MARYMEAD MEDICAL PRACTICE	37	16	15	52	33	19	13	15	7	6	8	14
Stevenage South	SHEPHALL WAY SURGERY	13	0	18	17	41	41	59	89	47	31	38	47
Stevenage South	KING GEORGE SURGERY	3	1	0	12	9	4	58	196	2	2	0	0
Stevenage South	BEDWELL MEDICAL CENTRE	0	0	1	6	5	6	11	3	2	6	0	4
Stort Valley & Villages	MUCH HADHAM HEALTH CENTRE	148	118	104	138	99	62	190	186	137	146	194	113
Stort Valley & Villages	CHURCH STREET PARTNERSHIP	84	71	60	74	102	116	126	101	569	107	142	125
Stort Valley & Villages	SOUTH STREET SURGERY	68	72	48	48	63	70	87	110	103	136	70	89
Stort Valley & Villages	CENTRAL SURGERY	0	0	2	56	12	7	0	1	19	7	5	4
Stort Valley & Villages	PARSONAGE SURGERY	0	0	0	0	0	0	10	22	37	12	17	2
Ware & Rurals	DOLPHIN HOUSE SURGERY	0	0	0	0	15	0	2	56	54	193	86	85
Ware & Rurals	THE MEDICAL CENTRE BUNTINGFORD	0	0	0	0	0	0	0	0	0	0	0	0
Ware & Rurals	STANDON & PUCKERIDGE HEALTH CENTRE	0	0	0	0	0	0	1	1	1	6	5	3
Welwyn Garden City	THE GARDEN CITY PRACTICE	35	12	8	30	21	16	18	44	29	38	17	22
Welwyn Garden City	HALL GROVE PRACTICE	0	0	0	76	72	53	38	43	40	33	45	37
Welwyn Garden City	SPRING HOUSE HEALTH	113	26	26	27	34	65	60	62	126	213	58	99
Unallocated	BRIDGE COTTAGE SURGERY	4	0	1	1	4	31	12	3	60	62	31	36
Unallocated	REGAL CHAMBERS SURGERY	0	0	0	49	70	28	47	46	36	32	26	64
Unallocated	WHITWELL SURGERY	0	0	0	0	4	0	27	0	1	1	0	0



Hertfordshire and  
West Essex Integrated  
Care System



# HWE ShCR Monthly Utilisation Overview by PCN – West Essex

PCN	Jan-24	Feb-24	Mar-24	Apr-24	May-24	Jun-24	Jul-24	Aug-24	Sep-24	Oct-24	Nov-24	Dec-24
Epping Forest North	111	87	70	46	416	560	402	206	307	343	421	167
Harlow North	36	43	46	49	54	22	52	50	57	43	101	51
Harlow South	384	327	271	264	262	275	410	548	361	461	375	379
Loughton, Buckhurst Hill and Chigwell	2138	1708	1943	1810	1814	1580	2391	1554	2057	2373	1633	1866
North Uttlesford	495	511	329	324	378	391	538	328	1864	646	586	771
South Uttlesford	33	50	29	66	49	30	42	103	73	75	68	54



# HWE ShCR Monthly Utilisation Overview by Practice – West Essex

PCN	GP	Jan-24	Feb-24	Mar-24	Apr-24	May-24	Jun-24	Jul-24	Aug-24	Sep-24	Oct-24	Nov-24	Dec-24
Epping Forest North	Abridge Surgery	29	35	40	14	12	76	93	73	127	40	31	42
Epping Forest North	High Street Surgery	0	2	0	2	2	1	34	0	3	7	10	2
Epping Forest North	Market Square Surgery	3	3	7	3	5	0	9	28	30	12	12	9
Epping Forest North	Maynard Court Surgery	13	8	5	15	43	101	21	7	16	150	41	14
Epping Forest North	Ongar War Memorial Medical Centre	0	0	0	1	133	314	129	31	40	57	215	54
Epping Forest North	The Limes Medical Centre	66	39	18	11	221	68	116	67	91	77	112	46
Harlow North	Addison House Surgery	2	3	0	0	0	0	0	0	0	0	1	9
Harlow North	Church Langley Medical Practice	0	0	2	0	1	0	0	0	0	0	0	0
Harlow North	Nuffield House Surgery	33	40	44	48	52	22	39	45	49	40	100	41
Harlow North	Old Harlow Health Centre	1	0	0	1	1	0	13	5	8	3	0	1
Harlow North	Sydenham House Surgery	0	0	0	0	0	0	0	0	0	0	0	0
Harlow South	Hamilton Practice	18	7	3	1	2	81	103	254	99	158	169	170
Harlow South	Lister Medical Centre	0	2	0	0	0	2	0	2	1	1	1	2
Harlow South	The Ross Practice	366	318	268	263	260	192	307	292	261	302	205	207



# HWE ShCR Monthly Utilisation Overview by Practice – West Essex CCG

PCN	GP	Jan-24	Feb-24	Mar-24	Apr-24	May-24	Jun-24	Jul-24	Aug-24	Sep-24	Oct-24	Nov-24	Dec-24
Loughton, Buckhurst Hill and Chigwell	Chigwell Medical Centre	109	107	106	53	43	60	102	60	135	101	166	110
Loughton, Buckhurst Hill and Chigwell	Kings Medical Centre	320	248	299	282	233	242	223	234	285	288	274	231
Loughton, Buckhurst Hill and Chigwell	Loughton Health Centre	50	55	52	73	88	65	66	61	76	73	82	85
Loughton, Buckhurst Hill and Chigwell	Loughton Surgery	384	251	412	218	422	241	426	282	432	434	216	193
Loughton, Buckhurst Hill and Chigwell	Palmerston Road Surgery	191	275	235	155	289	220	287	229	261	234	190	239
Loughton, Buckhurst Hill and Chigwell	The Forest Practice	659	416	513	570	378	518	772	449	517	709	409	305
Loughton, Buckhurst Hill and Chigwell	The Rivers Surgery	425	356	326	459	361	234	515	239	351	534	296	5
North Uttlesford	Crocus Medical Practice	35	22	14	100	78	53	142	6	125	218	80	149
North Uttlesford	Newport Surgery	11	10	70	16	67	55	106	95	93	140	143	129
North Uttlesford	Thaxted Surgery	45	28	41	64	82	81	66	65	69	106	110	117
North Uttlesford	The Gold St Surgery	404	451	204	144	151	202	224	162	1577	182	253	312
South Uttlesford	Angel Lane Surgery	0	0	1	2	4	1	1	56	25	13	4	3
South Uttlesford	Eden Surgery	6	27	10	15	16	8	21	21	24	44	26	20
South Uttlesford	Elsenham Surgery	0	0	0	0	0	0	0	0	0	0	0	0
South Uttlesford	John Tasker House Surgery	6	3	2	11	13	9	5	5	5	7	23	22
South Uttlesford	Stansted Surgery	21	20	16	38	16	12	15	21	19	11	15	9

