



Hertfordshire and  
West Essex Integrated  
Care System

Hertfordshire and West Essex

# Shared Care Record



Hertfordshire and  
West Essex  
Integrated Care Board

## GP Utilisation Report November 2024

Author: Jahnel Palmer

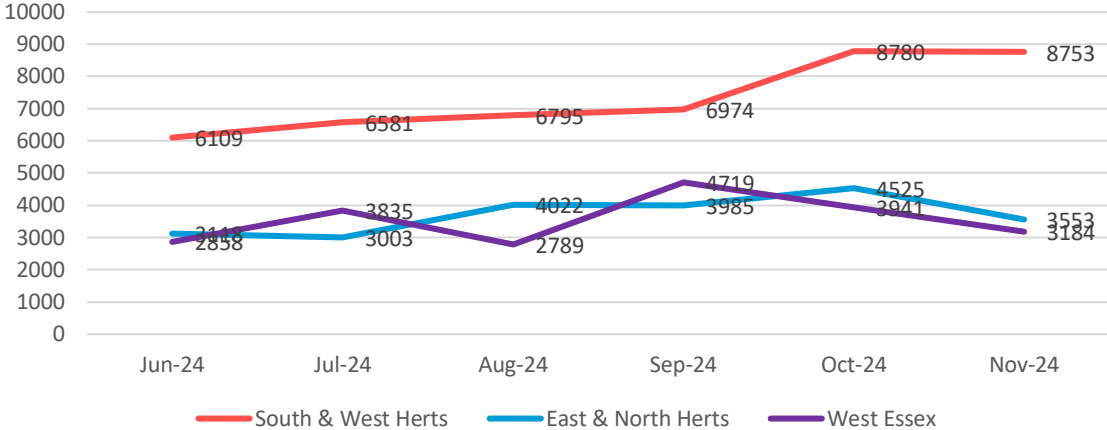
**Working together  
for a healthier future**



# HWE Shared Care Record Monthly Views Overview by Place

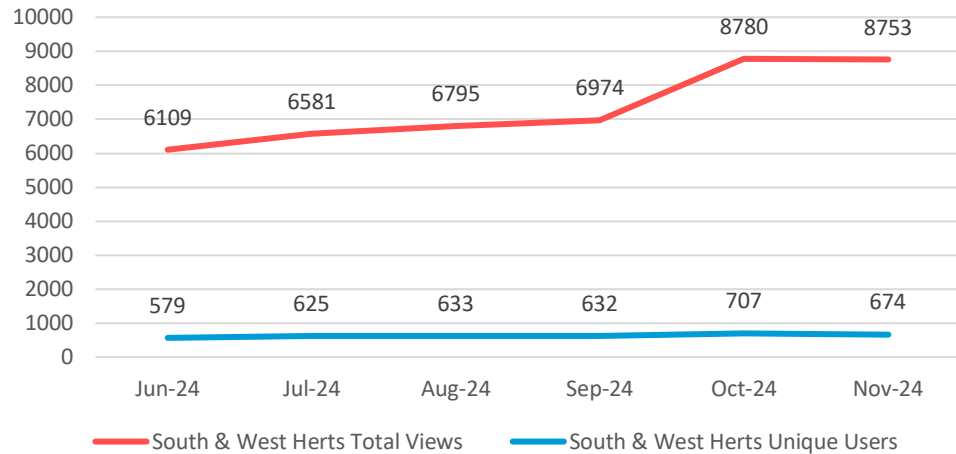
Place	Dec-23	Jan-24	Feb-24	Mar-24	Apr-24	May-24	Jun-24	Jul-24	Aug-24	Sep-24	Oct-24	Nov-24
South & West Herts	4683	6573	6404	6586	6183	6170	6109	6581	6795	6974	8780	8753
East & North Herts	935	1593	1535	1516	1888	2149	3118	3002	4021	3985	4525	3553
West Essex	2262	3197	2726	2688	2559	2973	2858	3835	2789	4719	3941	3184
Total number of practices using	99	104	98	102	112	116	111	116	116	120	119	116
% of HWE practices using	76%	79%	75%	78%	85%	89%	85%	89%	89%	92%	92%	89%
% of South & West Herts practices using	92%	98%	90%	94%	94%	94%	94%	96%	96%	98%	98%	96%
% of East & North Herts practices using	56%	60%	56%	60%	74%	78%	74%	78%	80%	84%	82%	80%
% of West Essex Practices using	77%	77%	80%	77%	83%	87%	80%	83%	83%	87%	87%	87%

Total HIE Monthly Views by Place

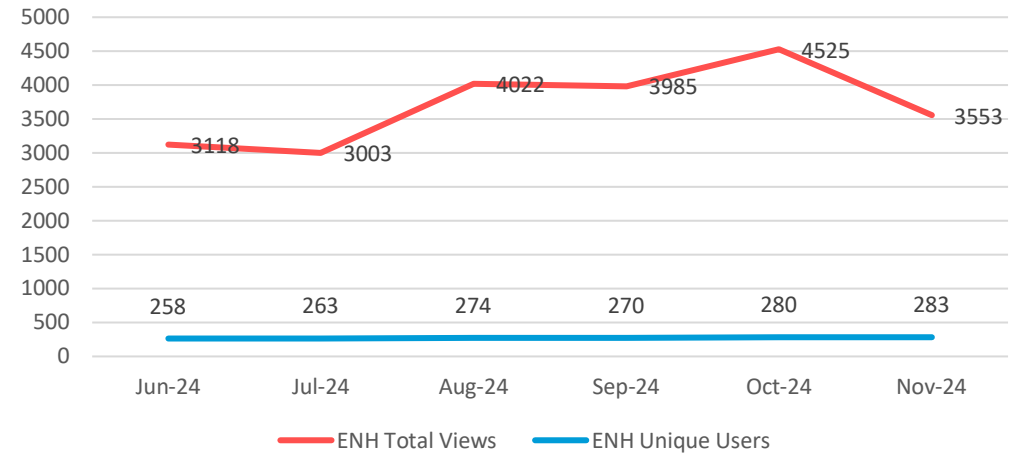


# HWE Shared Care Record Monthly Views Overview by Place

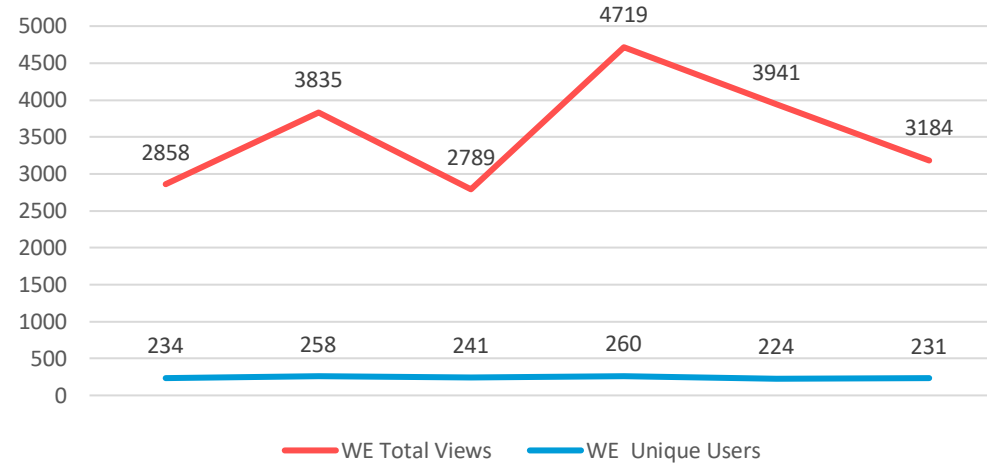
Total Views and Unique Users South & West Herts



Total Views and Unique Users East & North Herts



Total Views and Unique Users West Essex



# HWE ShCR Monthly Utilisation Overview by PCN – South & West Herts

PCN	Dec-23	Jan-24	Feb-24	Mar-24	Apr-24	May-24	Jun-24	Jul-24	Aug-24	Sep-24	Oct-24	Nov-24
Abbey Health	111	286	211	389	359	283	168	214	209	201	254	179
Alban Healthcare	419	563	418	505	442	419	454	420	364	474	653	546
Alliance	89	222	169	162	156	140	135	219	128	111	189	149
Alpha	121	142	141	73	84	104	145	122	102	161	192	197
Attenborough & Tudor Surgery	43	43	33	55	59	39	43	84	80	86	115	70
Beta	127	153	215	251	244	382	354	193	233	212	382	515
Central Watford & Oxhey	158	270	276	252	338	220	235	425	425	494	524	523
Danais	439	498	530	600	447	418	406	495	387	587	593	517
Delta	253	413	329	406	319	313	292	554	692	630	657	703
Grand Union	642	749	857	685	626	485	436	460	406	567	691	653
Harpenden	20	117	82	58	51	54	41	50	64	29	58	53
HertsmereFive	739	1108	1354	1210	907	948	1225	1070	1121	1213	1388	1479
HLH	355	506	359	370	534	490	523	462	516	407	644	590
Manor View Pathfinder	543	644	599	524	684	764	656	781	823	828	1220	1248
North Watford	215	292	271	264	246	233	222	216	444	132	141	158
Potters Bar	182	269	216	410	363	524	491	552	561	637	789	753
The Rickmansworth & Chorleywood	227	298	344	372	324	354	283	264	240	205	290	420



# HWE ShCR Monthly Utilisation Overview by Practice – South & West Herts

PCN	GP	Dec-23	Jan-24	Feb-24	Mar-24	Apr-24	May-24	June-24	Jul-24	Aug-24	Sep-24	Oct-24	Nov-24
Abbey Health	Lattimore Surgery	6	7	10	10	159	166	79	81	92	101	100	80
Abbey Health	The Maltings Surgery	105	279	201	379	200	117	89	133	117	100	154	99
Alban Healthcare	Grange Street Surgery	7	14	10	19	13	11	12	4	7	7	30	17
Alban Healthcare	MIDWAY SURGERY	146	196	146	149	134	129	98	158	123	168	153	119
Alban Healthcare	PARKBURY HOUSE SURGERY	266	353	262	337	295	279	344	258	234	299	470	410
Alliance	Colney Medical Centre	2	4	10	4	4	1	5	9	10	20	20	11
Alliance	GROVE HILL MEDICAL CENTRE	50	114	80	93	82	93	89	102	51	64	119	93
Alliance	Hatfield Road Surgery	37	93	66	58	64	40	36	53	22	20	21	8
Alliance	WOODHALL FARM MEDICAL CTR	0	11	13	7	6	6	5	3	22	2	10	33
Alliance	Consulting Rooms	0	0	0	0	0	0	0	52	23	5	19	4
Alpha	Gossoms End Surgery	1	1	0	3	3	22	12	7	10	7	4	0
Alpha	Manor Street Surgery	92	106	110	58	70	62	99	88	69	106	148	174
Alpha	ROTHSCHILD HOUSE SURGERY	28	35	31	12	11	20	34	27	23	48	40	23
Attenborough & Tudor Surgery	Attenborough Surgery	43	43	33	55	59	39	43	84	80	86	115	70
Beta	Fernville Surgery	50	94	88	101	86	141	187	170	204	184	276	247
Beta	Highfield Surgery	72	50	127	150	155	240	166	0	0	0	0	0
Beta	Parkwood Surgery	5	9	0	0	3	1	1	23	29	28	106	268
Central Watford & Oxhey	SUTHERGREY HOUSE MEDICAL CENTRE	8	7	7	8	12	10	15	96	71	89	60	63
Central Watford & Oxhey	The Elms Surgery	0	4	0	2	0	0	5	23	21	17	13	26
Central Watford & Oxhey	Watford Health Centre	150	259	269	242	326	210	215	306	333	388	451	434
Danais	Bennetts End Surgery	333	419	470	397	279	246	281	324	281	352	353	369
Danais	Everest House Surgery	106	79	60	203	168	172	125	171	106	235	240	148
Delta	Archway Surgery	5	10	10	9	20	37	24	36	27	29	15	32
Delta	Haverfield Surgery	3	2	1	2	1	0	5	5	1	2	2	1
Delta	KINGS LANGLEY SURGERY	159	235	199	239	183	132	167	198	307	274	269	204
Delta	LINCOLN HOUSE SURGERY	86	166	119	156	115	144	96	315	357	325	371	466
Grand Union	Baldwins Lane Surgery	81	90	84	84	125	56	0	0	0	0	0	0
Grand Union	Bridgewater Surgeries	235	242	283	206	171	135	134	114	86	323	356	366
Grand Union	Garston Medical Centre	224	310	343	256	239	241	194	198	210	149	204	221
Grand Union	New Road Surgery	102	107	147	139	91	53	108	148	110	95	131	66



Hertfordshire and  
West Essex Integrated  
Care System



# HWE ShCR Monthly Utilisation Overview by Practice – South & West Herts

PCN	GP	Dec-23	Jan-24	Feb-24	Mar-24	Apr-24	May-24	Jun-24	Jul-24	Aug-24	Sep-24	Oct-24	Nov-24
Harpenden	DAVENPORT HOUSE SURGERY	12	74	60	47	35	39	24	25	39	14	36	20
Harpenden	The Elms Medical Practice	4	20	13	3	4	5	9	20	19	7	9	25
Harpenden	VILLAGE SURGERY	4	23	9	8	12	10	8	5	6	8	13	8
HertsmereFive	Fairbrook Medical Centre	138	219	177	157	176	168	279	290	221	232	299	228
HertsmereFive	Little Bushey Surgery	15	26	59	85	65	52	56	34	82	61	63	61
HertsmereFive	Schopwick Surgery	205	287	220	201	207	224	205	164	156	460	386	464
HertsmereFive	The Grove Medical Centre	235	322	273	254	290	366	433	315	488	303	429	448
HertsmereFive	The Red House	146	254	625	513	169	138	252	267	174	157	211	278
HaLo	Harvey House Surgery	153	233	151	146	257	254	260	227	257	137	263	210
HaLo	LODGE SURGERY	202	273	208	224	277	236	263	235	259	270	381	380
Manor View Pathfinder	MANOR VIEW PRACTICE	543	642	599	524	684	762	656	776	796	825	1205	1241
Manor View Pathfinder	Pathfinder Practice	0	0	0	0	0	0	0	0	0	0	0	0
Manor View Pathfinder	Theobald Medical Centre	0	0	0	0	0	0	0	0	0	0	0	0
Manor View Pathfinder	South Oxhey Surgery	0	2	0	0	0	2	0	5	27	3	15	7
North Watford	Abbotswood Medical Centre	4	13	8	5	8	6	2	14	2	1	6	3
North Watford	Sheepcot Medical Centre	40	44	90	39	59	69	48	52	25	42	28	20
North Watford	Vine House Health Centre	171	235	173	220	179	158	172	150	417	89	107	135
Potters Bar	ANNANDALE MEDICAL CENTRE	56	82	68	103	48	118	136	85	140	155	290	221
Potters Bar	Highview Medical Centre	53	91	50	223	222	230	199	283	277	369	327	373
Potters Bar	Parkfield Medical Centre	73	96	98	84	93	176	156	184	144	113	172	159
The Rickmansworth & Chorleywood	Chorleywood Health Centre	25	21	8	13	18	18	20	14	14	5	12	4
The Rickmansworth & Chorleywood	Gade Surgery	66	116	149	165	99	116	101	107	56	64	77	143
The Rickmansworth & Chorleywood	The Colne Practice	136	161	187	194	207	220	162	143	170	136	201	273



Hertfordshire and  
West Essex Integrated  
Care System



# HWE ShCR Monthly Utilisation Overview by PCN – East & North Herts

PCN	Dec-23	Jan-24	Feb-24	Mar-24	Apr-24	May-24	Jun-24	Jul-24	Aug-24	Sep-24	Oct-24	Nov-24
Broxbourne Alliance	60	40	48	44	40	109	782	566	524	729	854	654
Hatfield	282	500	499	573	636	747	816	725	631	597	650	536
Hertford & Rurals	13	15	49	50	78	93	49	57	30	68	40	96
Hitchin & Whitwell	33	32	15	38	58	25	37	49	108	86	92	118
Hoddesdon & Broxbourne	99	200	136	102	91	73	91	88	140	102	127	108
Icknield	14	52	35	25	34	99	234	289	272	235	224	211
Lea Valley Health	113	134	242	256	200	314	493	371	1285	712	1306	977
Stevenage North	32	115	195	145	165	105	98	99	54	186	201	111
Stevenage South	23	53	17	34	87	88	70	141	303	58	45	46
Stort Valley & Villages	169	300	261	214	316	276	255	413	420	865	408	428
Ware & Rurals	0	0	0	0	0	15	0	2	56	54	199	91
Welwyn Garden City	85	148	38	34	133	127	134	116	149	195	284	120



Hertfordshire and  
West Essex Integrated  
Care System



# HWE ShCR Monthly Utilisation Overview by Practice – East & North Herts

PCN	GP	Dec-23	Jan-24	Feb-24	Mar-24	Apr-24	May-24	Jun-24	Jul-24	Aug-24	Sep-24	Oct-24	Nov-24
Broxbourne Alliance	ABBEY ROAD SURGERY	13	10	16	11	3	6	9	20	15	37	64	16
Broxbourne Alliance	THE MAPLES	46	30	32	33	34	43	20	40	11	78	111	117
Broxbourne Alliance	CUFFLEY AND GOFFS OAK MEDICAL PRACTICE	1	0	0	0	0	9	608	378	385	476	526	372
Broxbourne Alliance	WARDEN LODGE MEDICAL PRACTICE	0	0	0	0	3	51	145	128	113	138	153	149
Hatfield	WRAFTON HOUSE SURGERY	1	35	59	48	61	79	200	68	73	25	46	38
Hatfield	LISTER HOUSE SURGERY	147	218	172	175	268	242	320	391	350	364	300	225
Hatfield	BURVILL HOUSE SURGERY	35	90	114	105	102	120	128	158	80	86	112	89
Hatfield	POTTERELLS MEDICAL CENTRE	99	157	154	245	205	306	168	108	128	122	192	184
Hertford & Rurals	HANSCOMBE HOUSE SURGERY	0	0	0	0	15	25	3	7	10	15	11	1
Hertford & Rurals	WALLACE HOUSE	8	8	40	35	15	50	18	25	12	43	13	81
Hertford & Rurals	CHURCH STREET SURGERY	5	6	9	14	28	13	28	9	1	4	13	6
Hertford & Rurals	WATTON PLACE CLINIC	0	1	0	1	20	5	0	16	7	6	3	8
Hitchin & Whitwell	THE PORTMILL SURGERY	0	0	0	0	1	0	0	0	0	1	0	4
Hitchin & Whitwell	BANCROFT MEDICAL CENTRE	33	32	15	38	57	25	37	49	108	85	92	114
Hoddesdon & Broxbourne	THE LIMES SURGERY	14	26	30	14	11	9	26	17	39	14	45	40
Hoddesdon & Broxbourne	AMWELL SURGERY	26	53	34	25	26	16	20	12	17	13	17	11
Hoddesdon & Broxbourne	HAILEY VIEW SURGERY	42	60	42	33	38	39	34	41	65	55	46	48
Hoddesdon & Broxbourne	PARK LANE SURGERY	17	61	30	30	16	9	11	18	19	20	19	9
Icknield	ASHWELL SURGERY	0	0	0	0	10	40	160	204	166	125	139	145
Icknield	THE NEVELLS ROAD SURGERY	0	1	1	0	0	1	21	15	22	12	22	8
Icknield	BIRCHWOOD SURGERY	0	0	0	0	9	38	23	48	57	50	44	38
Icknield	BALDOCK SURGEY (ASTONIA HOUSE)	0	0	0	0	0	0	18	7	5	24	0	8
Icknield	THE SOLLERSHOTT SURGERY	13	33	24	18	2	0	0	0	0	0	0	0
Icknield	THE GARDEN CITY SURGERY	1	18	10	7	13	20	12	15	22	24	19	12



Hertfordshire and West Essex Integrated Care System





# HWE ShCR Monthly Utilisation Overview by Practice – East & North Herts

PCN	GP	Dec-23	Jan-24	Feb-24	Mar-24	Apr-24	May-24	Jun-24	Jul-24	Aug-24	Sep-24	Oct-24	Nov-24
Lea Valley Health	CROMWELL MEDICAL CENTRE	42	101	96	134	125	164	201	97	152	159	133	154
Lea Valley Health	STOCKWELL LODGE MED.CTR.	27	17	18	8	13	34	180	213	423	206	372	233
Lea Valley Health	HIGH STREET SURGERY (Lea Valley)	34	15	17	13	7	32	16	16	284	315	762	414
Lea Valley Health	STANHOPE SURGERY	10	1	111	101	55	84	96	45	426	32	39	176
Stevenage North	HEALTH CENTRE STANMORE ROAD	32	115	195	145	165	104	98	99	54	186	200	111
Stevenage North	THE SYMONDS GREEN HEALTH CENTRE	0	0	0	0	0	1	0	0	0	0	1	0
Stevenage South	KNEBWORTH & MARYMEAD MEDICAL PRACTICE	23	37	16	15	52	33	19	13	15	7	6	8
Stevenage South	SHEPHALL WAY SURGERY	0	13	0	18	17	41	41	59	89	47	31	38
Stevenage South	KING GEORGE SURGERY	0	3	1	0	12	9	4	58	196	2	2	0
Stevenage South	BEDWELL MEDICAL CENTRE	0	0	0	1	6	5	6	11	3	2	6	0
Stort Valley & Villages	MUCH HADHAM HEALTH CENTRE	83	148	118	104	138	99	62	190	186	137	146	194
Stort Valley & Villages	CHURCH STREET PARTNERSHIP	33	84	71	60	74	102	116	126	101	569	107	142
Stort Valley & Villages	SOUTH STREET SURGERY	53	68	72	48	48	63	70	87	110	103	136	70
Stort Valley & Villages	CENTRAL SURGERY	0	0	0	2	56	12	7	0	1	19	7	5
Stort Valley & Villages	PARSONAGE SURGERY	0	0	0	0	0	0	0	10	22	37	12	17
Ware & Rurals	DOLPHIN HOUSE SURGERY	0	0	0	0	0	15	0	2	56	54	193	86
Ware & Rurals	THE MEDICAL CENTRE BUNTINGFORD	0	0	0	0	0	0	0	0	0	0	0	0
Ware & Rurals	STANDON & PUCKERIDGE HEALTH CENTRE	0	0	0	0	0	0	0	1	1	1	6	5
Welwyn Garden City	THE GARDEN CITY PRACTICE	7	35	12	8	30	21	16	18	44	29	38	17
Welwyn Garden City	HALL GROVE PRACTICE	1	0	0	0	76	72	53	38	43	40	33	45
Welwyn Garden City	SPRING HOUSE HEALTH	77	113	26	26	27	34	65	60	62	126	213	58
Unallocated	BRIDGE COTTAGE SURGERY	0	4	0	1	1	4	31	12	3	60	62	31
Unallocated	REGAL CHAMBERS SURGERY	0	0	0	0	49	70	28	47	46	36	32	26
Unallocated	WHITWELL SURGERY	12	0	0	0	0	4	0	27	0	1	1	0



Hertfordshire and  
West Essex Integrated  
Care System



# HWE ShCR Monthly Utilisation Overview by PCN – West Essex

PCN	Dec-23	Jan-24	Feb-24	Mar-24	Apr-24	May-24	Jun-24	Jul-24	Aug-24	Sep-24	Oct-24	Nov-24
Epping Forest North	96	111	87	70	46	416	560	402	206	307	343	421
Harlow North	24	36	43	46	49	54	22	52	50	57	43	101
Harlow South	364	384	327	271	264	262	275	410	548	361	461	375
Loughton, Buckhurst Hill and Chigwell	1584	2138	1708	1943	1810	1814	1580	2391	1554	2057	2373	1633
North Uttlesford	148	495	511	329	324	378	391	538	328	1864	646	586
South Uttlesford	46	33	50	29	66	49	30	42	103	73	75	68



# HWE ShCR Monthly Utilisation Overview by Practice – West Essex

PCN	GP	Dec-23	Jan-24	Feb-24	Mar-24	Apr-24	May-24	Jun-24	Jul-24	Aug-24	Sep-24	Oct-24	Nov-24
Epping Forest North	Abridge Surgery	41	29	35	40	14	12	76	93	73	127	40	31
Epping Forest North	High Street Surgery	1	0	2	0	2	2	1	34	0	3	7	10
Epping Forest North	Market Square Surgery	1	3	3	7	3	5	0	9	28	30	12	12
Epping Forest North	Maynard Court Surgery	2	13	8	5	15	43	101	21	7	16	150	41
Epping Forest North	Ongar War Memorial Medical Centre	0	0	0	0	1	133	314	129	31	40	57	215
Epping Forest North	The Limes Medical Centre	51	66	39	18	11	221	68	116	67	91	77	112
Harlow North	Addison House Surgery	0	2	3	0	0	0	0	0	0	0	0	1
Harlow North	Church Langley Medical Practice	0	0	0	2	0	1	0	0	0	0	0	0
Harlow North	Nuffield House Surgery	24	33	40	44	48	52	22	39	45	49	40	100
Harlow North	Old Harlow Health Centre	0	1	0	0	1	1	0	13	5	8	3	0
Harlow North	Sydenham House Surgery	0	0	0	0	0	0	0	0	0	0	0	0
Harlow South	Hamilton Practice	23	18	7	3	1	2	81	103	254	99	158	169
Harlow South	Lister Medical Centre	0	0	2	0	0	0	2	0	2	1	1	1
Harlow South	The Ross Practice	341	366	318	268	263	260	192	307	292	261	302	205



# HWE ShCR Monthly Utilisation Overview by Practice – West Essex CCG

PCN	GP	Dec-23	Jan-24	Feb-24	Mar-24	Apr-24	May-24	Jun-24	Jul-24	Aug-24	Sep-24	Oct-24	Nov-24
Loughton, Buckhurst Hill and Chigwell	Chigwell Medical Centre	113	109	107	106	53	43	60	102	60	135	101	166
Loughton, Buckhurst Hill and Chigwell	Kings Medical Centre	261	320	248	299	282	233	242	223	234	285	288	274
Loughton, Buckhurst Hill and Chigwell	Loughton Health Centre	60	50	55	52	73	88	65	66	61	76	73	82
Loughton, Buckhurst Hill and Chigwell	Loughton Surgery	232	384	251	412	218	422	241	426	282	432	434	216
Loughton, Buckhurst Hill and Chigwell	Palmerston Road Surgery	191	191	275	235	155	289	220	287	229	261	234	190
Loughton, Buckhurst Hill and Chigwell	The Forest Practice	511	659	416	513	570	378	518	772	449	517	709	409
Loughton, Buckhurst Hill and Chigwell	The Rivers Surgery	216	425	356	326	459	361	234	515	239	351	534	296
North Uttlesford	Crocus Medical Practice	16	35	22	14	100	78	53	142	6	125	218	80
North Uttlesford	Newport Surgery	12	11	10	70	16	67	55	106	95	93	140	143
North Uttlesford	Thaxted Surgery	21	45	28	41	64	82	81	66	65	69	106	110
North Uttlesford	The Gold St Surgery	99	404	451	204	144	151	202	224	162	1577	182	253
South Uttlesford	Angel Lane Surgery	5	0	0	1	2	4	1	1	56	25	13	4
South Uttlesford	Eden Surgery	12	6	27	10	15	16	8	21	21	24	44	26
South Uttlesford	Elsenham Surgery	0	0	0	0	0	0	0	0	0	0	0	0
South Uttlesford	John Tasker House Surgery	15	6	3	2	11	13	9	5	5	5	7	23
South Uttlesford	Stansted Surgery	14	21	20	16	38	16	12	15	21	19	11	15

